

# Why choose ART/PHOTOGRAPHY?



Why choose GCSE Art and Design? If you enjoy being creative, want to increase your practical skills and improve your analytical, communication and research abilities, art and design is a great choice. The skills you gain make it a great complement to other subjects. Art and design is a way of seeing things and making sense of the world around you. It can help you with further study and prepare you for the world of work.



The importance of creativity

**Sir Ken Robinson:  
Creativity Is In Everything,**

It's sometimes said that creativity cannot be defined. I think it can. Here's my definition,

*: Creativity is the process of having original ideas that have value.*



The [economic contribution](#) of the creative industries is well known. What is less well understood is the impact that arts subjects have on developing resilience, tolerance, empathy and emotional intelligence. Amidst growing concern about the wellbeing of young people, one of the most revealing aspects of the research was the consistency with which young people told us that arts lessons are the only place where they feel able to explore and express their own thoughts, opinions and ideas. With no definitive right or wrong answers, arts subjects allow young people the freedom to develop their own identities and explore alternative ideas, approaches and other points of view, as well as how to articulate arguments of their own. Often referred to as "soft" skills, these are arguably some of the most important tools in any young person's armoury, preparing them for life beyond school and encouraging them to contribute to their communities as well as to the wider world.

By Jacqui O'Hanlon education officer rsc

16 October 2018

The CBI's (Confederation of British Industry's) say.....

## CREATIVE INDUSTRIES

From film and television, to advertising and marketing, the creative industries are one of the UK's fastest growing sectors in terms of both job and value creation. Alongside their vital economic role, these industries help mould the UK's global brand, shaping investment, tourism, and our cultural influence. The UK's reputation as a leader in the creative industries means that we are in a formidable position to take advantage of international opportunities, and the CBI supports the sector to do just that.



# What will you study?

Fine art, Fine art explores ideas, conveys experiences or responds to a theme or issue of personal significance. The areas of study are very broad and cover drawing, painting, sculpture, installation and mixed media.



What will you study?

Photography explores ideas, conveys experiences or responds to a theme or issue of personal significance, through the use of lens based media.



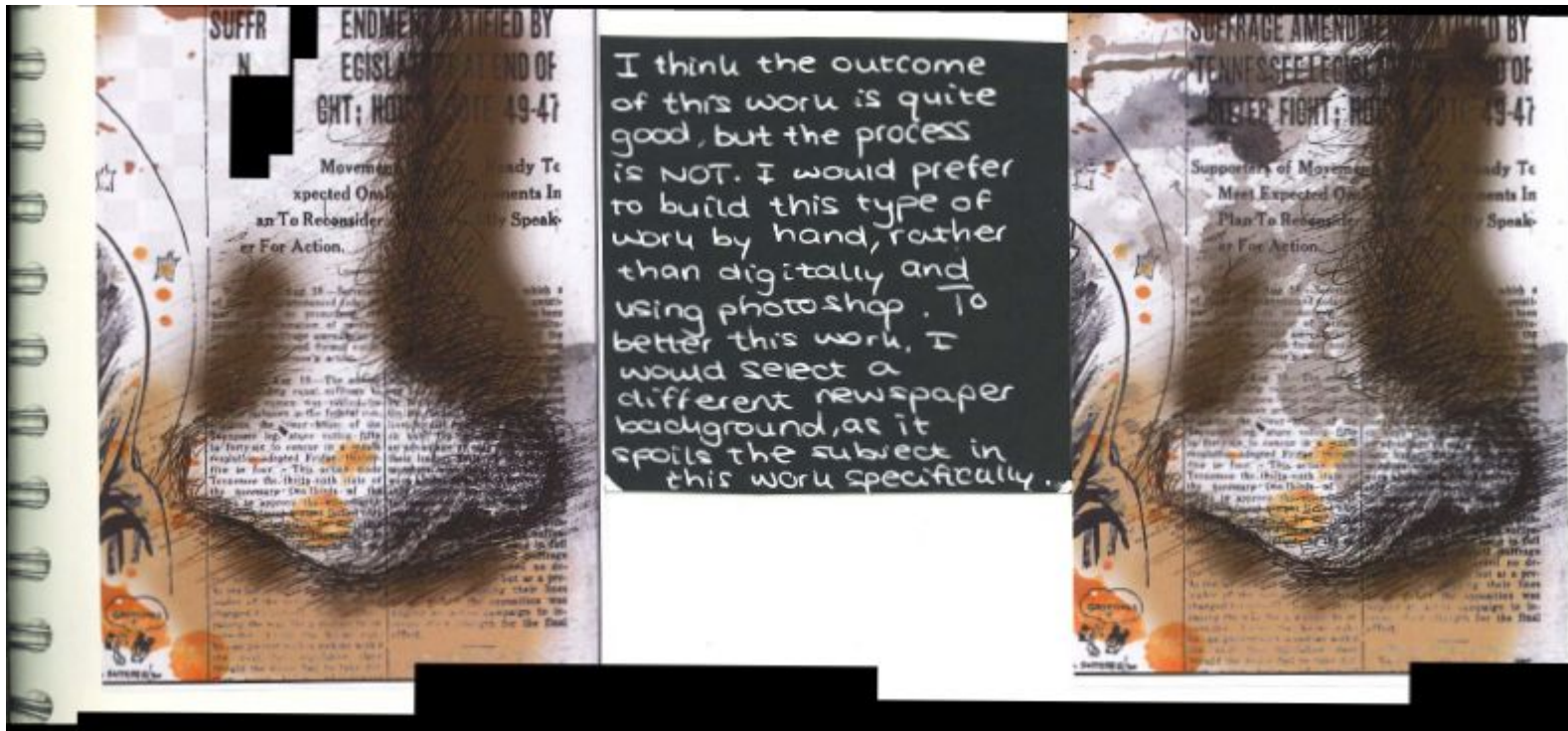



Sol Year 10/ 11 Fine Art.

Unit 1: Portfolio 60% 4 terms

Unit 2: Externally set task 40% 1.5 terms







World War One began in the July of 1914, Austria-Hungary declaring war one month after the assassination of Arch Duke Franz Ferdinand. By the end of 1914, 1.186.337 men had enlisted. Excitement sparked; propaganda and persuasive materials were created to encourage men to join up. The opportunity to travel and do something positive for their country was a chance many took, unknowing to the horror and destruction



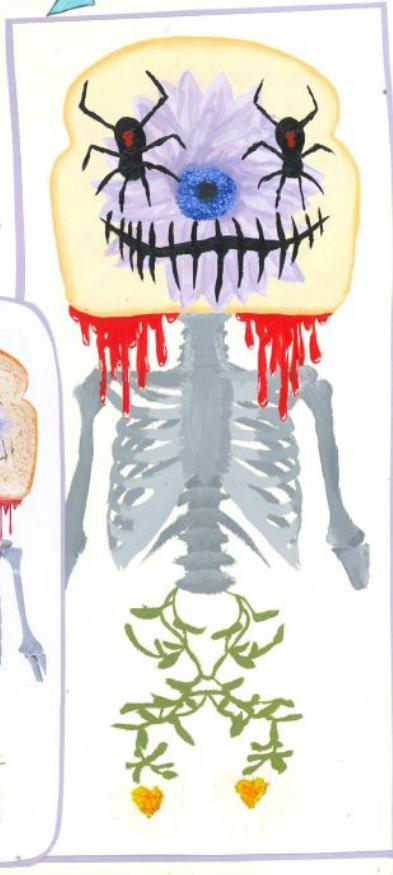
My interpretation of a soldier for a portrait was created to reflect the naivety of those who served. I think soldier portraits pre-war were full of different emotions, the majority being wide-eyed and curious.



different filters on photoshop was "non-piece of work. so there was a lot of limited filters that I found adding fun.

filters added to photoshop of exquisite corpse

exquisite corpse



for example → these were some of the tones created for just the flower on the bread. I also enjoyed creating different textures with the paint eg the middle of the flower was hard to do to make it look realistic but was still fun to create.

### EGON SCHIELE

I have taken an analog photograph of myself in the style of Egon Schiele. I have then painted and coloured the analog photograph of myself inspired by Egon Schiele so that it looks like some of his work and I wanted to make my picture as close as possible to his. I then did an oil painting roughly based on the water colour including some complementary colours to add more effects just as Schiele does. I then added colouring pencil on top to add more detail and coated with so I could add finer lines on to create shadows and blends some of the tones.

Personally I didn't enjoy creating this artwork inspired by Egon Schiele as it wasn't something I've done before. All the colours together like the green and red and orange can form a style of art but it was the oil I am used to and use. I didn't like using the watercolour as I did as I prefer using all the materials delicately without colour and going out of the lines however this is Schiele's technique and he is good at using them to create his artwork.

My favourite part was the painting as I was more comfortable using oil.

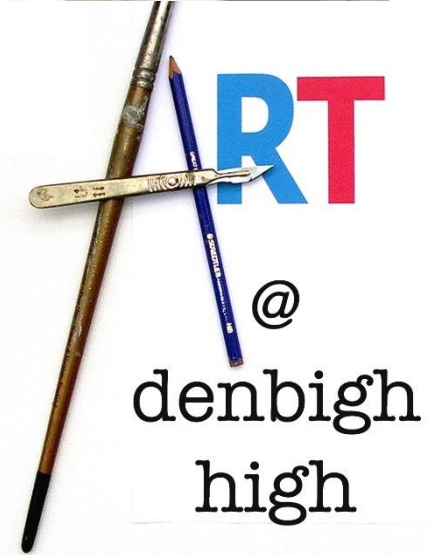
# EXPERIMENTS

In our class, we were asked to practice our expressive style using mixed media to get the 'feel' of our next topic.

Personally I feel like I have too much darkness and isn't the style I was going for.

Materials I used:

- Oil pastel
- White paint
- ink
- bio pencils
- Cardboard
- Charcoal
- Chalk
- fine liner
- graphite.













stuck to  
be my  
my doll

my brother  
holding the  
too much  
negative space? concy down



straight on  
view



bring  
composition??

candle on  
like the dot





# Continuous Line Drawing -

The work was made using  
my previous expertise with  
on Photoshop. The media  
used was line and the  
technique was continuous  
line.

The mixture between the  
opposing objects, neither  
are all random, as they  
unrelated, but are simple.

The style of continuous  
line to me is a very  
satisfying process, and  
I think the result is  
well worth the  
patience,  
but it is worth  
the effort.

I found this work quite  
easy, though the detail  
with the light took some  
patience and time.



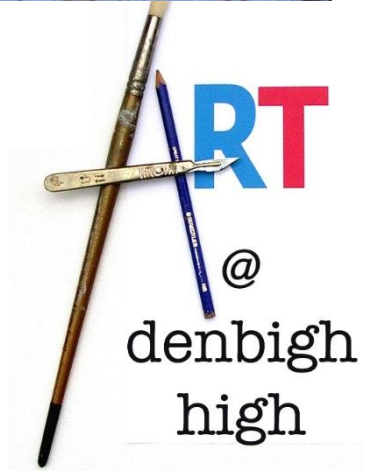
ORIGINAL



ART

@

denbigh  
high







This is a piece of my photography witch is made of 2 bones and a rib cage with spin. The lighting in this not natural as it a led light.



This is an image of a skull inside of a ribcage with a warm light underneath the ribcage .I this photo is also slightly photoshoped. I used the gradient tool to make the ribs on the left side un-edited




This image is a strait fored image witch I used levels to edit it







The first thing outlining the skittles

Second, is creating a layer with the outlined skittles so that I can change the levels and the brightness













1. Firstly I made another layer as to not ruin the original portrait.
2. Next I messed about with the colour levels until I got the first image.
3. Then I inserted another layer and placed it above the coloured layer.
4. Finally I used the rubber tool and selected different sizes to make this project.

I interpret this work of symbolisation of abandonment and only happy memories from childhood.

I feel this work is quite minimalistic because there isn't a lot going on but there is enough to also call it pop art because of the pops of colour. Although these two art styles are quite the opposite they go well together and have created an interesting piece of work. I really enjoyed using these as a combination therefore I will most likely do it again with future work.

I chose to do this because it adds emotion to my work. The monochrome background symbolises sadness and deep thoughts buried within, whereas the bright circles with pops of colour symbolise the parts of yourself that are positive and worth living for shining through and changing the physical outcome of them as a person.

Interpretation of my work makes it so it could mean many things, it depends on how people personally look at it.

For example the holes could symbolise feeling empty or something that provides joy like happy memories reflecting on who you are as a person. This could also be a presentation of a way that people view you mentally or physically.











# List of 60 Art Careers

If you think there are only a few options for careers in the art field, you'll be pleasantly surprised that there are dozens of choices. Here are 60 of the most popular career options for people who want to work as artists or in an occupation related to art and design.

- Acquisitions specialist
- Advertiser
- [Animator](#)
- Antique appraiser
- Antiques refinisher
- Architectural designer
- Art appraiser
- Art auctioneer
- Art director
- Art gallery curator
- Art gallery owner
- Art gallery manager
- Art historian
- Art investor
- Art librarian
- Art professor
- Art reviewer
- Art teacher
- Art therapist
- Artists' agent
- Arts organization fundraiser
- Caricature artist
- Cartoonist
- Commercial artist
- Corporate communication specialist
- Costume designer
- Craftsperson
- Creative director
- Courtroom artist
- Display designer
- Estate appraiser
- Exhibit installer
- Fashion designer
- Film production
- Furniture designer
- Glass blower
- Graphic designer
- Layout artist
- Illustrator
- Industrial designer
- Interior designer
- Landscape designer
- Logo designer
- Makeup artist
- Multimedia artist
- Museum archivist
- Museum curator
- Museum manager
- Painter
- [Photographer](#)
- Photojournalist
- Police sketch artist
- Portrait artist
- Set designer
- Sketch artist
- Tattoo artist
- Television production
- Videographer
- Visual merchandiser
- Web designer

